

Advanced Hardware Supply Inc

Hinges



Hinges come in many varieties throughout a household. Each has value in its particular application, and its effect on how your door interacts with the cabinet it is attached to. It seems simple though- a hinge is a hinge, right?

Not in reality- hinges offer a variety of types, overlays (whether your door sits in front of the cabinet, and where, or inline with the front,) and measurements. **Hopefully** this pamphlet helps you identify what type of hinge you're after.



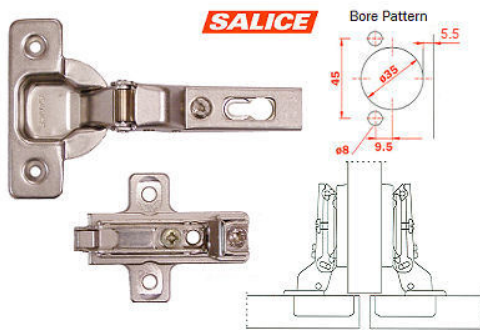
In cabinetry, most new trends and styles and come from Europe. Frameless cabinets have been a way of using less materials for some time. It requires more innovation and exact measurement during the build, but creates a smoother appearance and more flexibility for shelving, doors, and hardware. The photo to the left shows a Euro Hinge in both **Self-Close** and **Soft Close**, as well as attachment plates for **Euro Cabinets**, and **Framed Cabinets**.

WHAT HINGES DO YOU HAVE NOW?

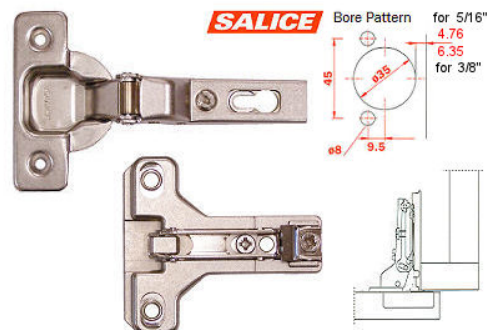
For most cabinets in your home- there are two types of hinges. The first is **Euro Hinges**, and then we have **Compact Hinges**. Typically in the Treasure Valley, you'll have a Euro hinge with frameless cabinets. If not, you likely have compact hinges which mostly are for framed (also called face-frame cabinets.) This is not set in stone, as either style of hinge can go with either style of cabinets. Below are some images of the most common variations. Take a minute to see which hinges you have, and what type of cabinets are in your home. Keep in mind that your home or business may have multiple variations of what you see below. There are brands out there that you may not see below that serve the same purpose, and the terms and styles remain the same.

Note that the hinges are the same style in these 2, the mounting plate creates the difference for mounting to each cabinet style


EURO HINGE (EURO CABINETS)



EURO HINGE (FACE FRAME CABINETS)



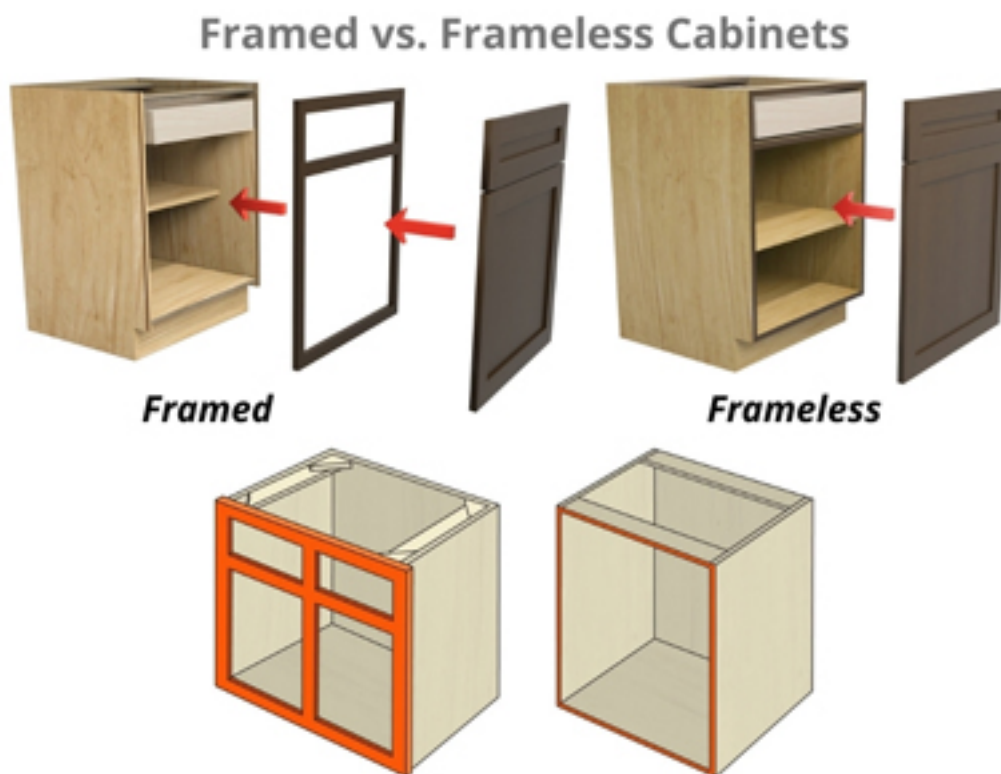
COMPACT HINGE (FACE FRAME)



Photos courtesy of Salice Intl.

WHAT STYLE OF CABINETS ARE IN YOUR HOME?

The next consideration when selecting hinges is what type of cabinetry you have. Typically, there are **Face-frame** (also called framed) cabinets, and **Euro** cabinets. Although there are some hybrids, these are the main types. Knowing the type of cabinetry you have matters- it tells us how the hinges will attach to the cabinet.



TIRED OF CABINET DOORS SLAMMING? UPGRADE TO SOFT CLOSE HINGES!

Believe it or not- changing your cabinets to closing softly can be a lot easier than you think. Hinge manufacturers are aware of the need for a basic hinge, as well as having the option for soft -lose. Most hinges we sell come in two closing types, first off is **self-close**. This is where the hinge wants to pull the cabinet door shut. This keeps your door closed anytime you're not using it- for a cleaner look, and to keep everything in your cabinet protected. You may think of this type as the reason your cabinets slam shut- because a good working hinge will **self-close** and pull the door closed. If you want them to slowly and softly pull the door closed, most of the time we just need to move you to a **soft-close** hinge setup.



ATTACHMENT STYLE

This is the way in which your hinges and the corresponding plates attach to your style of cabinets. There are several variations, mainly; screw on, dowelled, press-in, and manufacturers have a few more patented installation types. These are fairly straight forward, if the hinge screws DIRECTLY into the cabinet door, that is screw on. If there are small white (sometimes grey) plastic dowels that stay in the cabinet door, you have a dowelled attachment style. Press-in typically has a lever which expands a dowel once it is placed in the door. These are not as common, but are replaceable.

SUMMARY

Now that you're able to identify what hinges you have, you should have no problem identifying which type of hinge, and style of cabinet you are trying to find a solution for. We are happy to help you- and if you still have questions, stop by any of our 4 locations and ask for some assistance with hinges. It is always a good idea to bring in one of the hinges you are wanting to replace, even if it still works properly. This can help us get you out the door with the best option for **you**. There are other aspects of a hinge that need to be considered, but we can address that when we talk with you in person, or on the phone.

