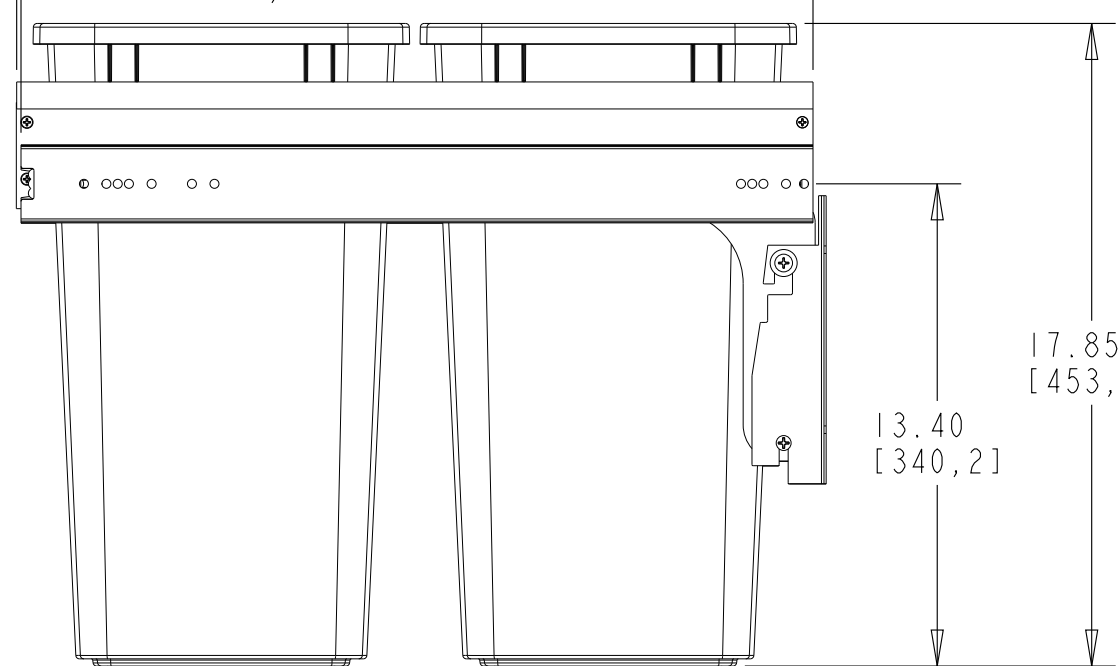
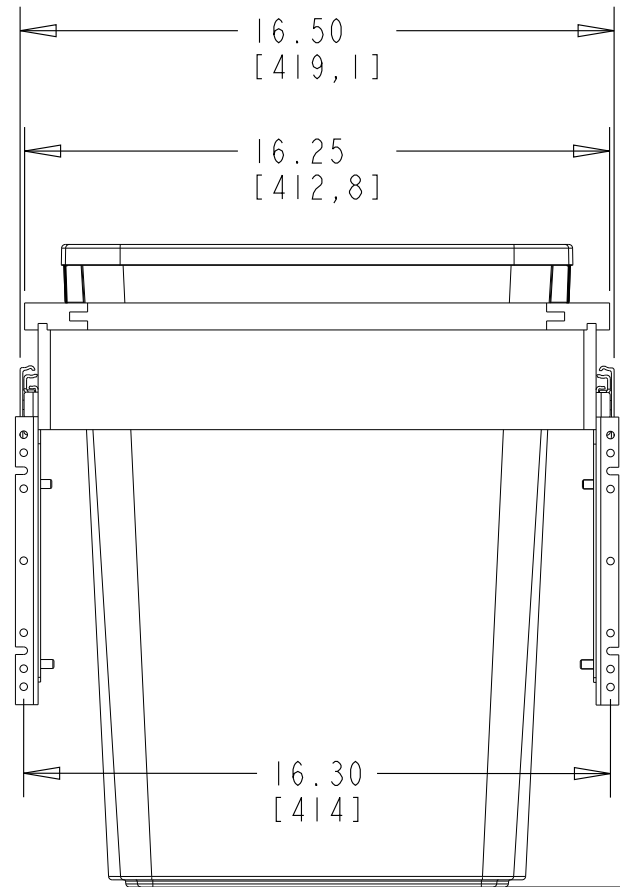


22.49
[571, 1]

22.12
[561, 8]
22.00
[558, 8]



17.85
[453, 4]
13.40
[340, 2]



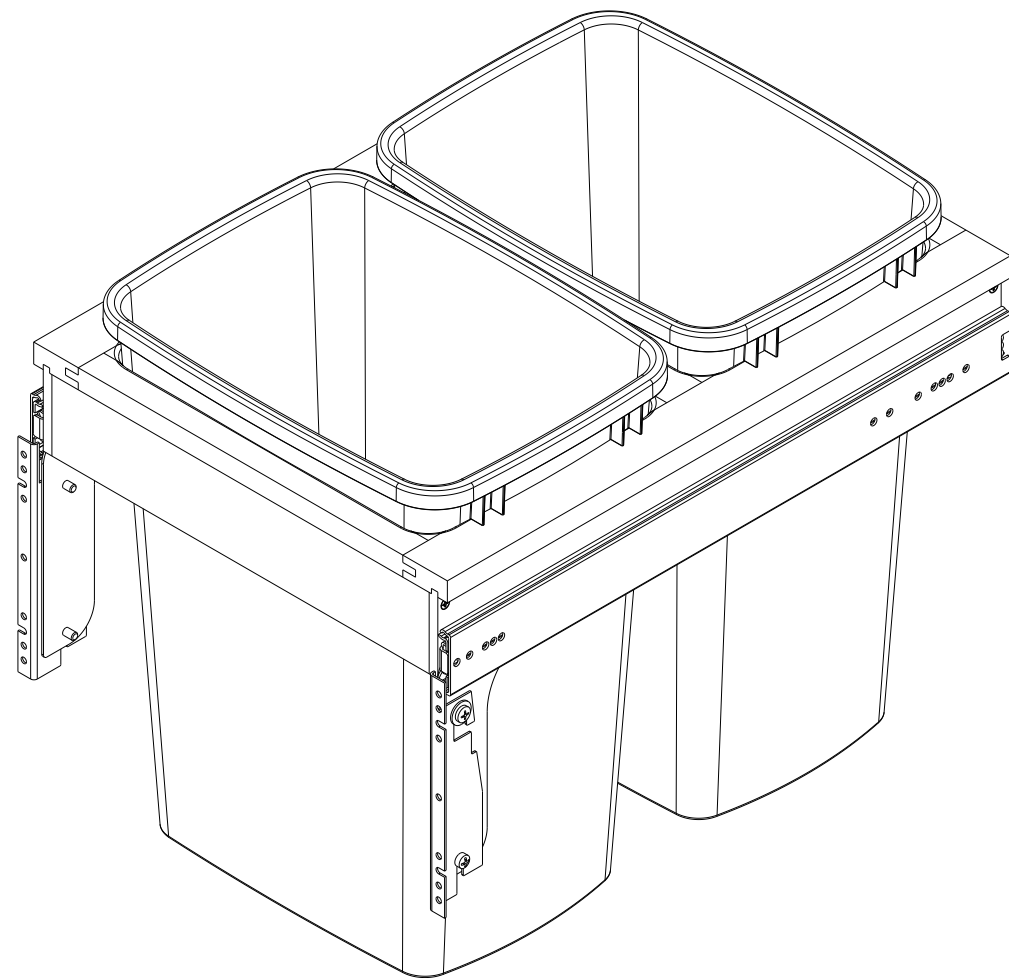
16.50
[419, 1]
16.25
[412, 8]
16.30
[414]
11.56
[293, 5]
6.56
[166, 5]

CUSTOMER DRAWING

This drawing is the property of Rev-A-Shelf (RAS) and is disclosed in confidence to the extent its subject matter is original to RAS. Any vendor receiving this drawing from RAS shall hold and use this drawing for the sole benefit of RAS and shall not disclose it to, or use or reproduce it for any third party, or perform any act adverse to the interest of RAS with respect to this drawing without the express written permission of RAS. Vendors shall not revise any physical, dimensional or performance characteristic unless authorized by Rev-A-Shelf Engineering.

REV.	DATE	BY	DESCRIPTION OF CHANGE

INCH [MM]	AMERICAN PROJECTION 	DRAWN	BY	DATE	REV-A-SHELF, INC.
			KRR	12-11-09	
TOLERANCES		ANGLES ±1/2°	MATERIAL	SIZE	DRAWING NO. 4WCTM-18DM2-419-FL
MAT.	DEC.		FINISH	SCALE	
(WOOD)	.XX ±.03 [.8mm]			0.188	
(OTHER)	.XX ±.02 [.5mm]				
(ALL)	.XXX ±.005 [.13 mm]				
	FRACTIONS ±1/32 [.8 mm]				
			PART NO.	SHEET	OF
			4WCTM-18DM2-419-FL	1	2



PART DIMENSIONS		
	MIN	MAX
WIDTH		16.50
DEPTH		22.12
HEIGHT		17.85
WEIGHT		
DIAMETER		
RADIUS		
CONTAINER CAPACITY	35	
CONTAINER UOM	QT	

MIN CABINET OPENING	
WIDTH	16.50
DEPTH	22.50
HEIGHT	18.35

PRODUCT MAX WEIGHT RATING

SLIDE SPECIFICATIONS				
SLIDE TYPE	BALL BEARING	SLIDE EXTENSION	1.5" OVER TRAVEL	MAX WEIGHT RATING
SLIDE CLOSING	NORMAL	SLIDE LENGTH	22.00 [560,0]	
SLIDE MOUNTING	SIDE	SLIDE FINISH	ZINC	150 LB

CUSTOMER DRAWING

This drawing is the property of Rev-A-Shelf (RAS) and is disclosed in confidence to the extent its subject matter is original to RAS. Any vendor receiving this drawing from RAS shall hold and use this drawing for the sole benefit of RAS and shall not disclose it to, or use or reproduce it for any third party, or perform any act adverse to the interest of RAS with respect to this drawing without the express written permission of RAS. Vendors shall not revise any physical, dimensional or performance characteristic unless authorized by Rev-A-Shelf Engineering.

REV.	DATE	BY	DESCRIPTION OF CHANGE

INCH [MM]	AMERICAN PROJECTION 	DRAWN	BY	DATE	REV-A-SHELF, INC.
			KRR	12-11-09	
			MATERIAL	DRAWING NO.	SCALE
			FINISH	4WCTM-18DM2-419-FL	0.188
				PART NO.	SHEET OF
				4WCTM-18DM2-419-FL	2 OF 2

TOLERANCES
 MAT. DEC.
 (WOOD) .XX ±.03 [.8mm]
 (OTHER) .XX ±.02 [.5mm]
 (ALL) .XXX ±.005 [.13 mm]
 FRACTIONS ±1/32 [.8 mm]

ANGLES
 ±1/2°