

PART DIMENSIONS	
WIDTH	12.02[305.3]
DEPTH	22.15[556]
HEIGHT	19.81[503]
CONTAINER CAPACITY	(2) 27 QT

MIN CABINET OPENING				
	FACE FRAME	FRAMELESS	INSET FACE FRAME	INSET FRAMELESS
WIDTH	11.50[292.1]	12.13[308.1]	11.50[292.1]	12.13[308.1]
DEPTH	22.15[562.6]	22.15[562.6]	23.00[584.2]	23.00[584.2]
HEIGHT	20.00[508]	20.00[508]	20.00[508]	20.00[508]

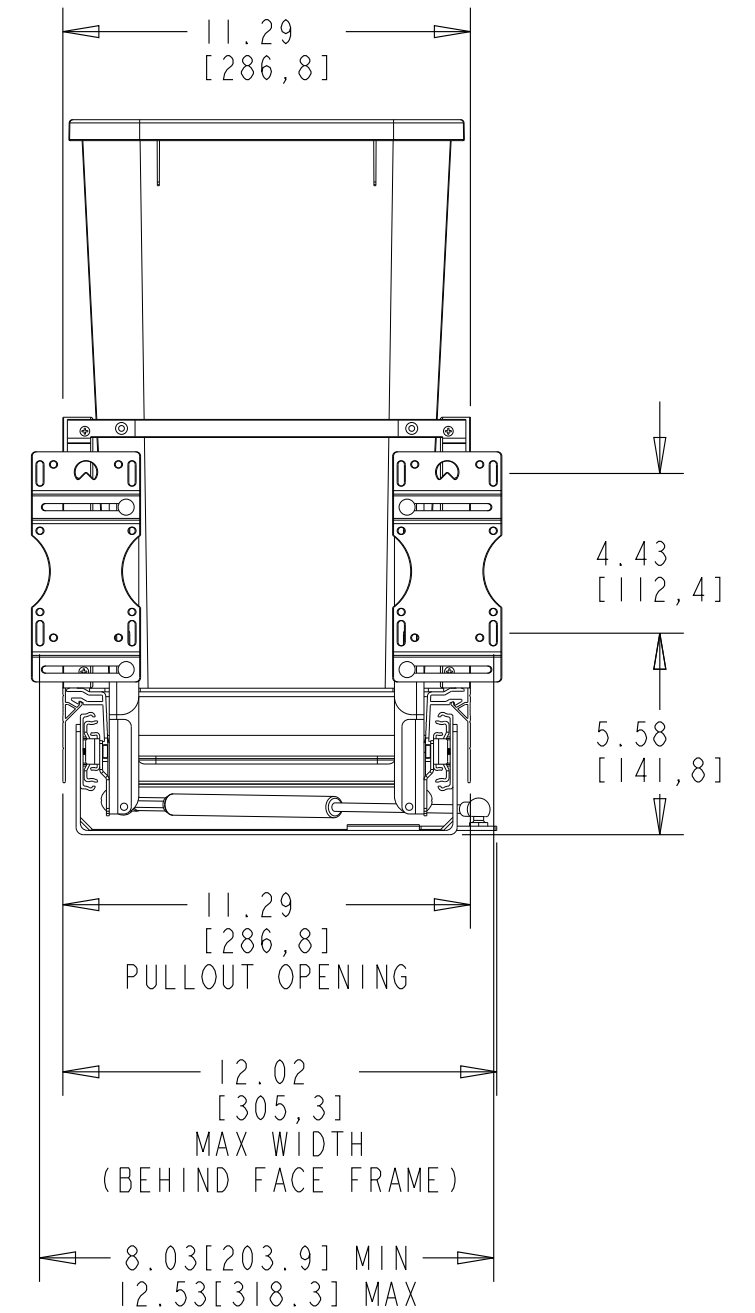
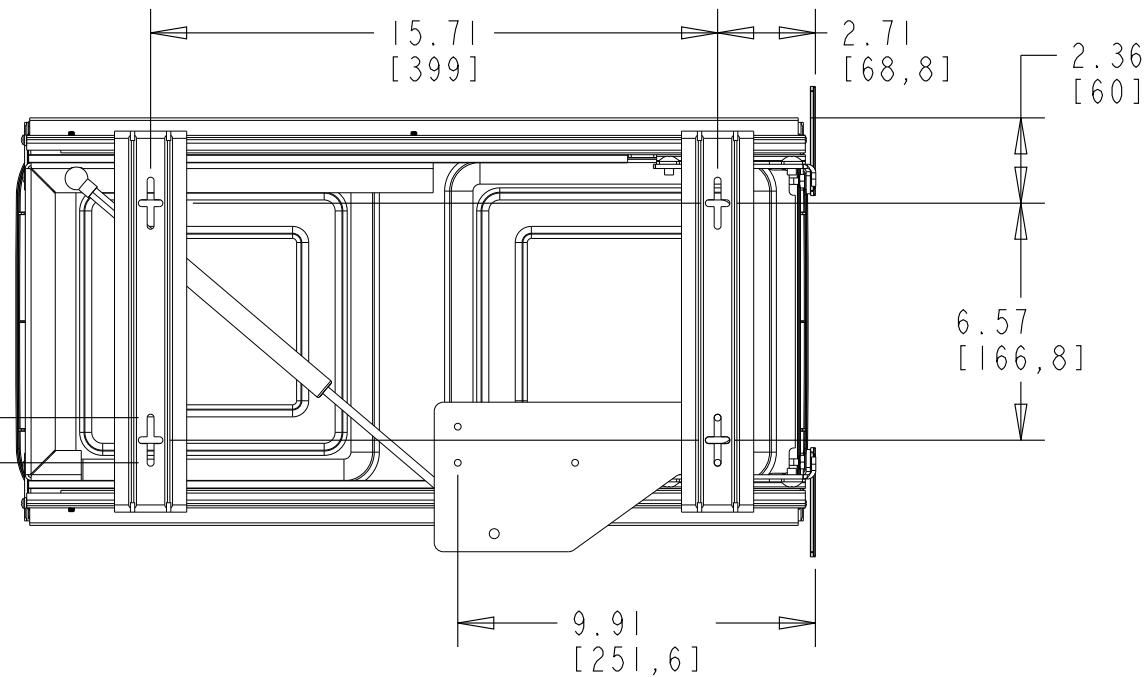
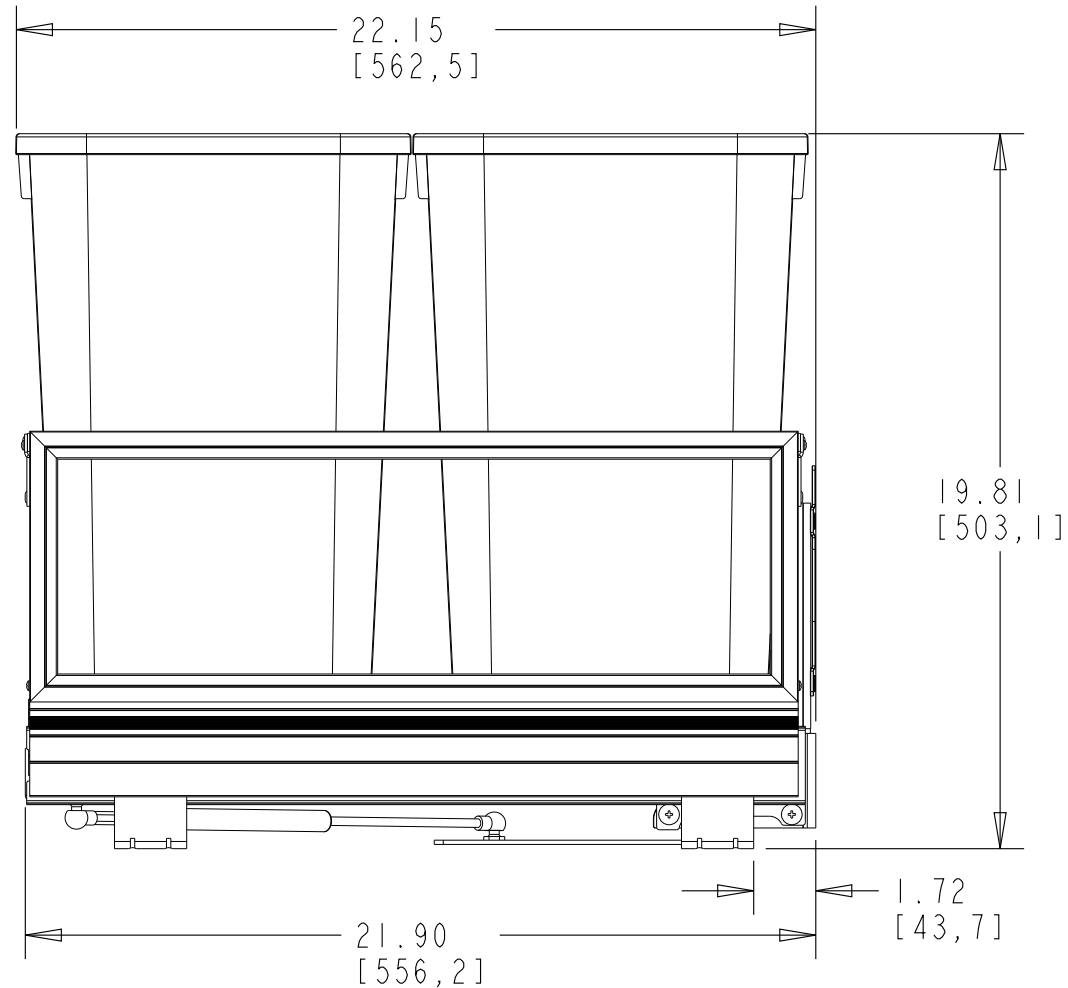
SLIDE SPECIFICATIONS				
SLIDE TYPE		SLIDE EXTENSION	1.5" OT	MAX WEIGHT RATING
SLIDE CLOSING		SLIDE LENGTH	550MM	
SLIDE MOUNTING		SLIDE FINISH	ZINC	

CUSTOMER DRAWING

This drawing is the property of Rev-A-Shelf (RAS) and is disclosed in confidence to the extent its subject matter is original to RAS. Any vendor receiving this drawing from RAS shall hold and use this drawing for the sole benefit of RAS and shall not disclose it to, or use or reproduce it for any third party, or perform any act adverse to the interest of RAS with respect to this drawing without the express written permission of RAS. Vendors shall not revise any physical, dimensional or performance characteristic unless authorized by Rev-A-Shelf Engineering.

REV.	DATE	BY	DESCRIPTION OF CHANGE

INCH [MM]	AMERICAN PROJECTION 	BY	DATE	REV-A-SHELF, Inc.
		DRAWN	DKK 4/20/17	
TOLERANCES				SCALE
MAT.	DEC.	ANGLES	MATERIAL	
(WOOD) .XX ±.03 [.8mm]	(OTHER) .XX ±.02 [.5mm]	±1/2°	FINISH	DRAWING NO.
(ALL) .XXX ±.005 [.13 mm]	FRACTIONS ±1/32 [.8 mm]			5149-1527DM-217.CUSTOMER
				PART NO.
				5149-1527DM-217.CUSTOMER
				SHEET OF
				1 OF 2



CUSTOMER DRAWING

This drawing is the property of Rev-A-Shelf (RAS) and is disclosed in confidence to the extent its subject matter is original to RAS. Any vendor receiving this drawing from RAS shall hold and use this drawing for the sole benefit of RAS and shall not disclose it to, or use or reproduce it for any third party, or perform any act adverse to the interest of RAS with respect to this drawing without the express written permission of RAS. Vendors shall not revise any physical, dimensional or performance characteristic unless authorized by Rev-A-Shelf Engineering.

REV.	DATE	BY	DESCRIPTION OF CHANGE

INCH [MM]	AMERICAN PROJECTION	BY	DATE	REV-A-SHELF, INC.	
		DKK	4/20/17	SIZE	5149-1527DM-217
TOLERANCES		MATERIAL		DRAWING NO.	SCALE
MAT.	DEC.	FINISH		5149-1527DM-217_CUSTOMER	0.188
(WOOD)	.XX ±.03 [8mm]			PART NO.	SHEET OF
(OTHER)	.XX ±.02 [5mm]			5149-1527DM-217_CUSTOMER	2 OF 2
(ALL)	.XXX ±.005 [13 mm]				
FRACTIONS ±1/32 [8 mm]					