

*NOTE: THIS UNIT IS DESIGNED FOR FRAMELESS CABINETS. IF INSTALLING IN FACE FRAME CABINETS THE SIDE WALL AND FLOOR NEEDS TO BE FLUSHED OUT.

***THIS PRODUCT CAN NOT BE INSTALLED INSET!

CUSTOMER DRAWING

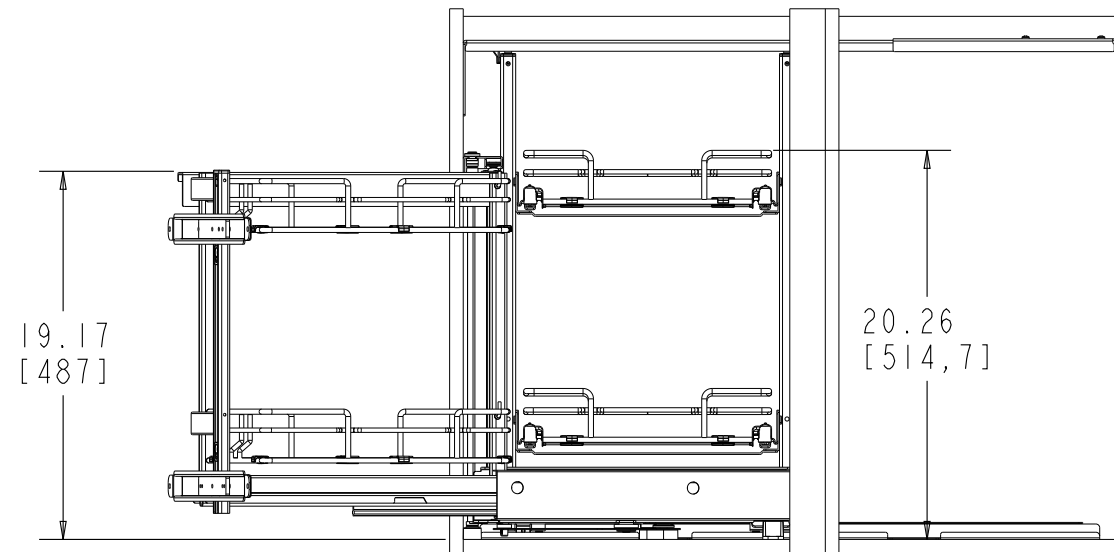
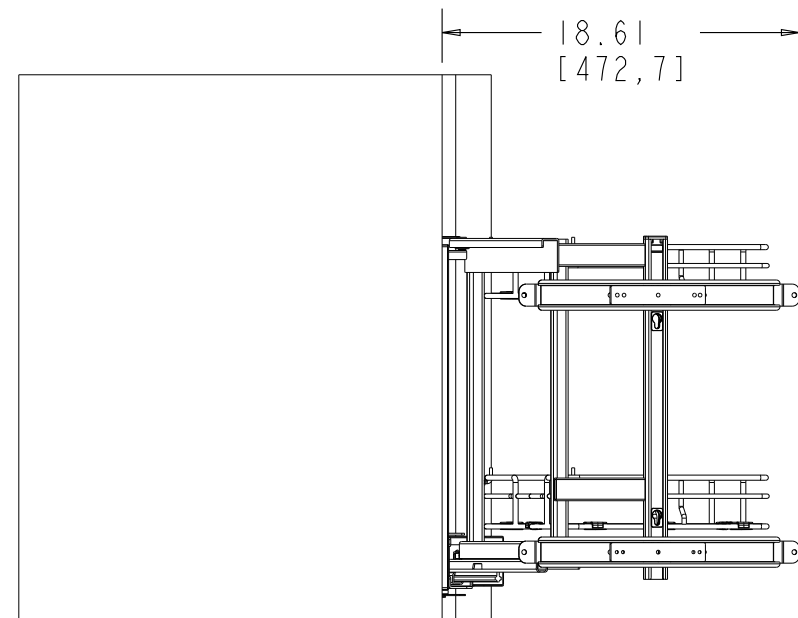
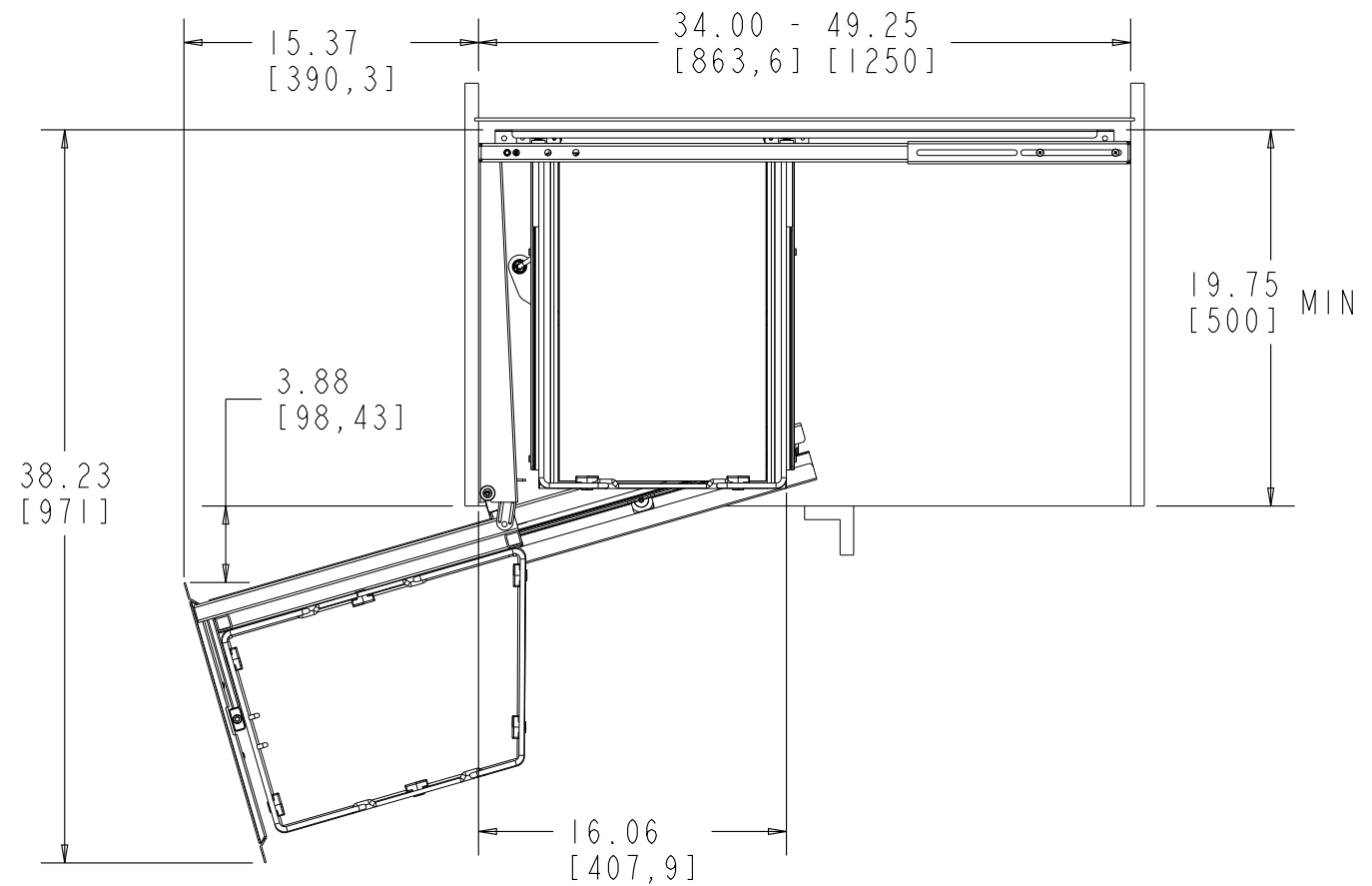
This drawing is the property of Rev-A-Shelf (RAS) and is disclosed in confidence to the extent its subject matter is original to RAS. Any vendor receiving this drawing from RAS shall hold and use this drawing for the sole benefit of RAS and shall not disclose it to, or use or reproduce it for any third party, or perform any act adverse to the interest of RAS with respect to this drawing without the express written permission of RAS. Vendors shall not revise any physical, dimensional or performance characteristic unless authorized by Rev-A-Shelf Engineering.

REV.	DATE	BY	DESCRIPTION OF CHANGE
A	12-21-23	KRR	Added note and removed inset information

INCH [MM]	AMERICAN PROJECTION 	BY	DATE	REV-A-SHELF, INC.
		DRAWN	LCS 6/29/22	
TOLERANCES				SCALE
MAT.	DEC.	ANGLES	MATERIAL	
(WOOD) .XX ±.03 [8mm]	(OTHER) .XX ±.02 [5mm]	±1/2°	FINISH	DRAWING NO.
(ALL) .XXX ±.005 [13 mm]	FRACTIONS ±1/32 [8 mm]			599-18-LMP
				PART NO.
				599-18-LMP
				SHEET OF
				1 3

*NOTE: THIS UNIT IS DESIGNED FOR FRAMELESS CABINETS.
IF INSTALLING IN FACE FRAME CABINETS THE SIDE
WALL AND FLOOR NEEDS TO BE FLUSHED OUT.

***THIS PRODUCT CAN NOT BE INSTALLED INSET!



CUSTOMER DRAWING

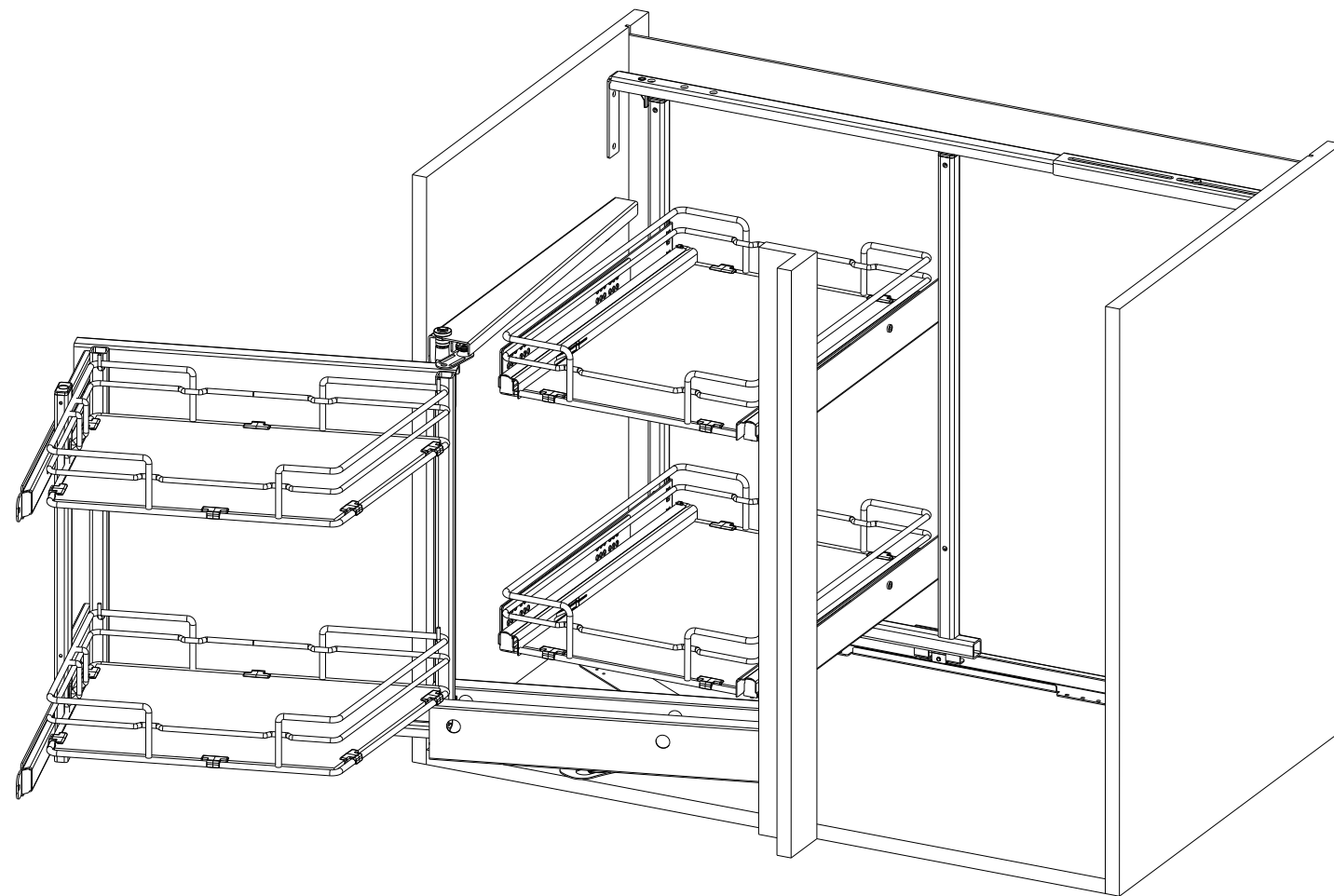
This drawing is the property of Rev-A-Shelf (RAS) and is disclosed in confidence to the extent its subject matter is original to RAS. Any vendor receiving this drawing from RAS shall hold and use this drawing for the sole benefit of RAS and shall not disclose it to, or use or reproduce it for any third party, or perform any act adverse to the interest of RAS with respect to this drawing without the express written permission of RAS. Vendors shall not revise any physical, dimensional or performance characteristic unless authorized by Rev-A-Shelf Engineering.

REV.	DATE	BY	DESCRIPTION OF CHANGE
A	12-21-23	KRR	Added note and removed inset information

INCH [MM]	AMERICAN PROJECTION 	BY	DATE	REV-A-SHELF, INC.	
		LCS	6/29/22		
TOLERANCES		MATERIAL	DRAWN	SIZE	
MAT. (WOOD)	DEC. .XX ±.03 [.8mm]		FINISH		B
(OTHER)	.XX ±.02 [.5mm]				SOLID BOTTOM TWO-TIER LEFT BLIND CORNER OPTIMIZER (OPEN)
(ALL)	.XXX ±.005 [.13 mm]			DRAWING NO.	SCALE
FRACTIONS	±1/32 [.8 mm]			599-18-LMP	0.100
ANGLES ±1/2°				PART NO.	SHEET OF
				599-18-LMP	2 OF 3

*NOTE: THIS UNIT IS DESIGNED FOR FRAMELESS CABINETS.
IF INSTALLING IN FACE FRAME CABINETS THE SIDE
WALL AND FLOOR NEEDS TO BE FLUSHED OUT.

***THIS PRODUCT CAN NOT BE INSTALLED INSET!



PART DIMENSIONS		
	MIN	MAX
WIDTH	34.00 [864]	49.25 [1250]
DEPTH	19.52 [495,8]	
HEIGHT	26.22 [665,9]	
CONTAINER CAPACITY		
CONTAINER UOM		

MIN CABINET OPENING		
	FACE FRAME	FRAMELESS
WIDTH	18.00 [457]	18.00 [457]
DEPTH	19.75 [500]	19.75 [500]
HEIGHT	26.63 [676]	26.63 [676]

SLIDE SPECIFICATIONS				
SLIDE PART NUMBER	N/A	RELEASE PART NUMBER	N/A	MAX WEIGHT RATING
SLIDE TYPE	PROGRESSIVE ROLLER	SLIDE EXTENSION	FULL EXTENSION	
SLIDE CLOSING	SOFT CLOSE	SLIDE LENGTH	17.63 [448]	
SLIDE MOUNTING	N/A	SLIDE FINISH	ZINC	
				75LB

CUSTOMER DRAWING

This drawing is the property of Rev-A-Shelf (RAS) and is disclosed in confidence to the extent its subject matter is original to RAS. Any vendor receiving this drawing from RAS shall hold and use this drawing for the sole benefit of RAS and shall not disclose it to, or use or reproduce it for any third party, or perform any act adverse to the interest of RAS with respect to this drawing without the express written permission of RAS. Vendors shall not revise any physical, dimensional or performance characteristic unless authorized by Rev-A-Shelf Engineering.

REV.	DATE	BY	DESCRIPTION OF CHANGE
A	12-21-23	KRR	Added note and removed inset information

INCH [MM]	AMERICAN PROJECTION	DRAWN	BY	DATE	REV-A-SHELF, INC.
			LCS	6/29/22	
					SIZE B
					SOLID BOTTOM TWO-TIER LEFT BLIND CORNER OPTIMIZER
					DRAWING NO. 599-18-LMP
					SCALE 0.125
					PART NO. 599-18-LMP
					SHEET 3 OF 3

TOLERANCES
MAT. DEC.
(WOOD) .XX ±.03 [.8mm]
(OTHER) .XX ±.02 [.5mm]
(ALL) .XXX ±.005 [.13 mm]
FRACTIONS ±1/32 [.8 mm]

ANGLES ±1/2°